

Features

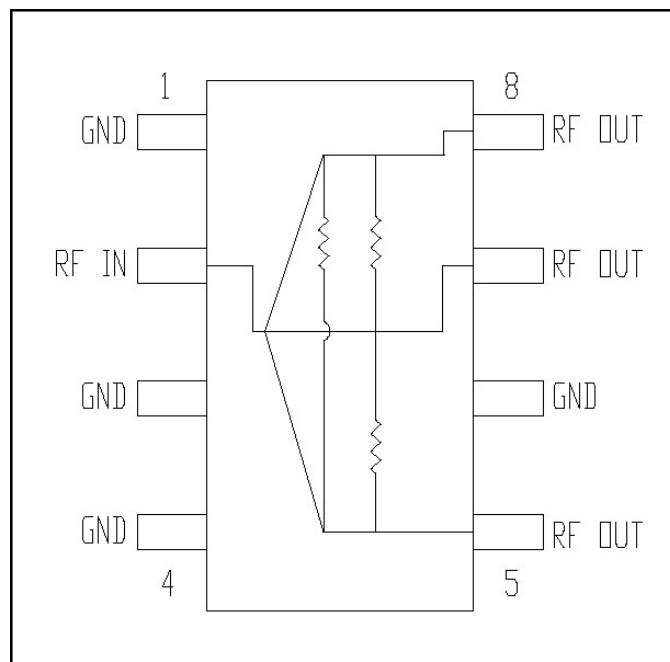
- Small Size and Low Profile
- Excellent Insertion Loss 0.6 dB Typical
- Superior Repeatability
- Low Cost
- CSM, AMPS, CDPD, ARDIS, RAM Frequency Coverage
- Lead-Free SOIC-8 Package
- 100% Matte Tin Plating over Copper
- Halogen-Free “Green” Mold Compound
- 260°C Reflow Compatible
- RoHS* Compliant Version of DS53-0001

Description

M/A-COM’s MAPDCC0005 is an IC-based monolithic power divider in a low cost SOIC-8 plastic package. This 3-way power divider is ideally suited for applications where small size, low profile, and low cost without sacrificing Performance, are required. Typical applications include Base Stations, portables and PCMCIA cards for cellular applications. Available in Tape and Reel.

The MAPDCC0005 is fabricated using a passive-integrated circuit process. The process features full-chip passivation for increased performance and reliability.

Functional Block Diagram¹



1. All unused pins must be RF and DC grounded.

Ordering Information

Part Number	Package
MAPDCC0005	Bulk Packaging
MAPDCC0005TR	1000 piece reel
MAPDCC0005-TB	Sample Test Board

Note: Reference Application Note M513 for reel size information.

Pin Configuration

Pin No.	Function	Pin No.	Function
1	GND	5	RF OUT
2	RF IN	6	GND
3	GND	7	RF OUT
4	GND	8	RF OUT

* Restrictions on Hazardous Substances, European Union Directive 2002/95/EC.

Electrical Specifications: $T_A = 25^\circ\text{C}$, $Z_0 = 50\Omega$

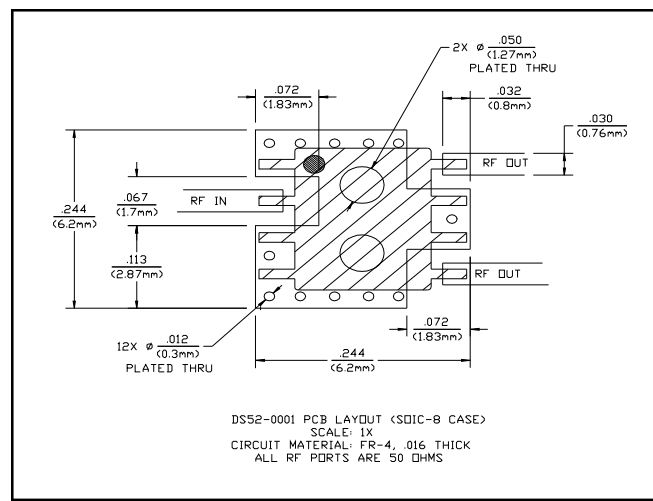
Parameter	Units	Min	Typ	Max
Insertion Loss above 4.78 dB	dB	—	0.6	0.7
Isolation	dB	15	18	—
VSWR	—	—	1.4:1	1.6:1
Amplitude Balance	dB	—	0.6	0.8
Phase Balance	Deg	—	2	4

Absolute Maximum Ratings ^{2,3}

Parameter	Absolute Maximum
Input Power ⁴	1W CW
Operating Temperature	-40°C to +85°C
Storage Temperature	-65°C to +150°C

- Exceeding any one or combination of these limits may cause permanent damage to this device.
- M/A-COM does not recommend sustained operation near these survivability limits.
- With internal load dissipation of 0.125 W Maximum.

Recommended PCB Configuration



Handling Procedures

Please observe the following precautions to avoid damage:

Static Sensitivity

GMIC Circuits are sensitive to electrostatic discharge (ESD) and can be damaged by static electricity. Proper ESD control techniques should be used when handling these devices.

ADVANCED: Data Sheets contain information regarding a product M/A-COM is considering for development. Performance is based on target specifications, simulated results, and/or prototype measurements. Commitment to develop is not guaranteed.
PRELIMINARY: Data Sheets contain information regarding a product M/A-COM has under development. Performance is based on engineering tests. Specifications are typical. Mechanical outline has been fixed. Engineering samples and/or test data may be available. Commitment to produce in volume is not guaranteed.

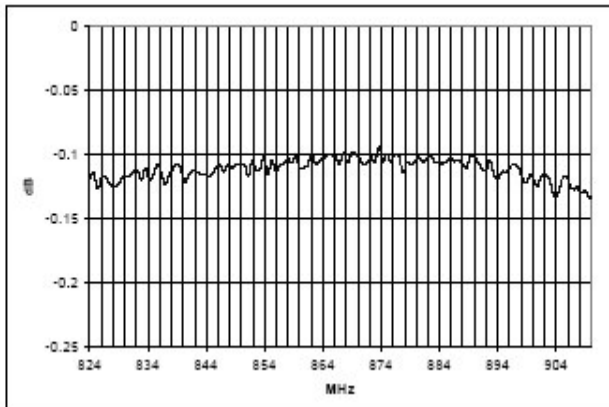
- **North America** Tel: 800.366.2266 / Fax: 978.366.2266
- **Europe** Tel: 44.1908.574.200 / Fax: 44.1908.574.300
- **Asia/Pacific** Tel: 81.44.844.8296 / Fax: 81.44.844.8298

Visit www.macom.com for additional data sheets and product information.

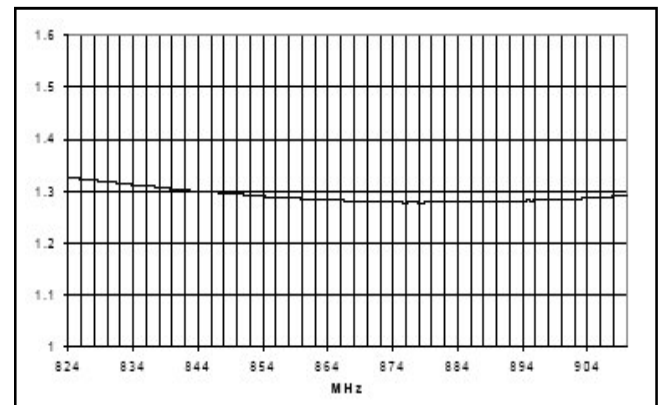
M/A-COM Inc. and its affiliates reserve the right to make changes to the product(s) or information contained herein without notice.

Typical Performance Curves

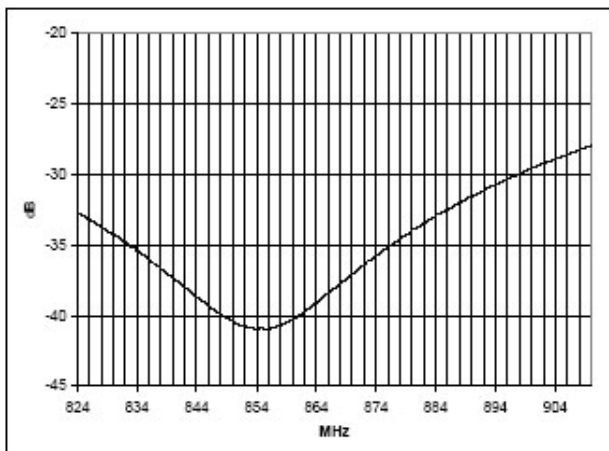
Insertion Loss vs. Frequency



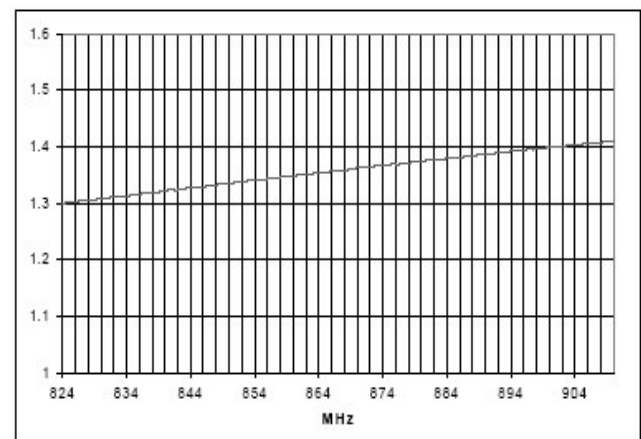
VSWR Input vs. Frequency



Isolation vs. Frequency



VSWR Output vs. Frequency



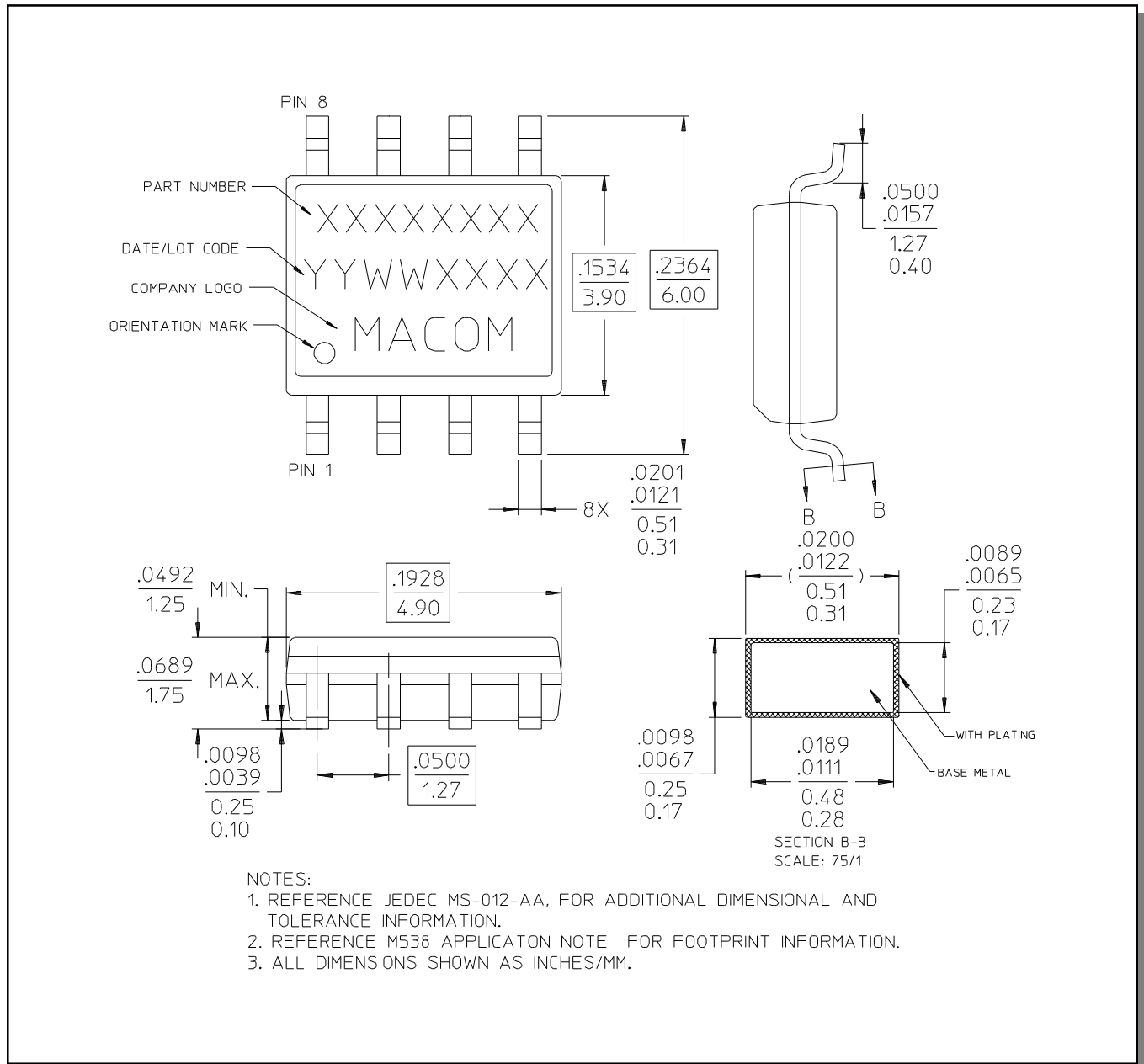
ADVANCED: Data Sheets contain information regarding a product M/A-COM is considering for development. Performance is based on target specifications, simulated results, and/or prototype measurements. Commitment to develop is not guaranteed.

PRELIMINARY: Data Sheets contain information regarding a product M/A-COM has under development. Performance is based on engineering tests. Specifications are typical. Mechanical outline has been fixed. Engineering samples and/or test data may be available. Commitment to produce in volume is not guaranteed.

- **North America** Tel: 800.366.2266 / Fax: 978.366.2266
 - **Europe** Tel: 44.1908.574.200 / Fax: 44.1908.574.300
 - **Asia/Pacific** Tel: 81.44.844.8296 / Fax: 81.44.844.8298
- Visit www.macom.com for additional data sheets and product information.

M/A-COM Inc. and its affiliates reserve the right to make changes to the product(s) or information contained herein without notice.

Lead-Free, SOIC-8[†]



[†] Reference Application Note M538 for lead-free solder reflow recommendations.